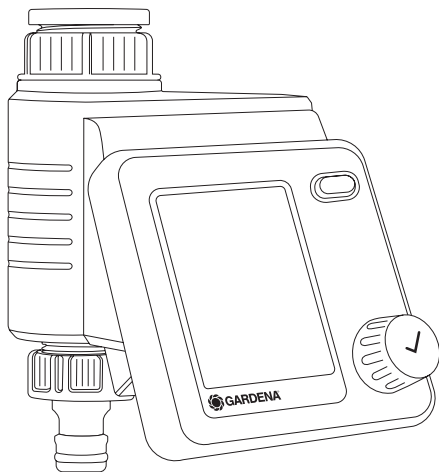




# Master

Art. 1892



## EN Operator's manual

Water Control

## SV Bruksanvisning

Bevattningsautomatik

## DA Brugsvejledning

Vandingskontrol

## FI Käyttöohje

Kastelunohjaus

## NO Bruksanvisning

Vanningsstyring

## ET Kasutusjuhend

Kastmissüsteemi juhtseade

## LT Eksploatavimo instrukcija

Laistymo valdiklis

## LV Lietošanas instrukcija

Laistīšanas kontrolierīce

EN

SV

DA

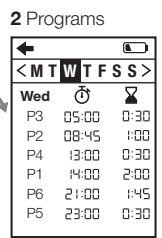
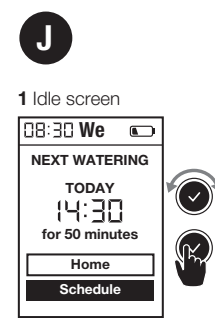
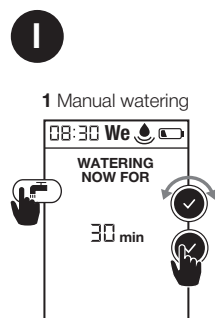
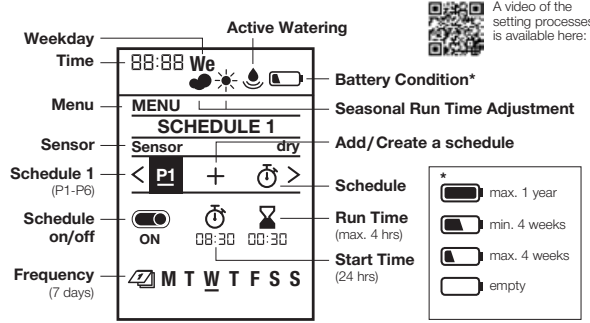
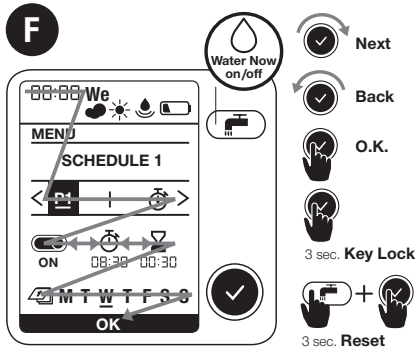
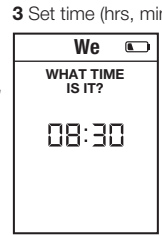
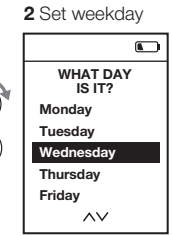
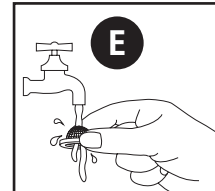
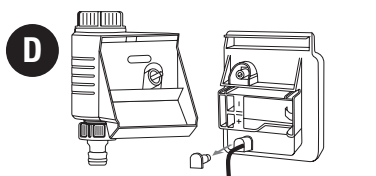
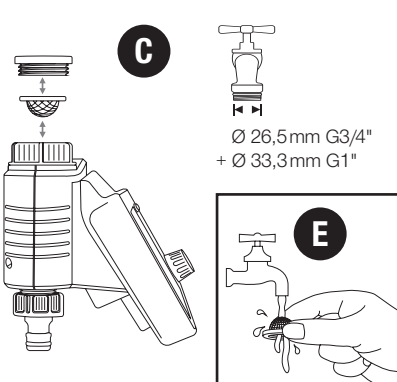

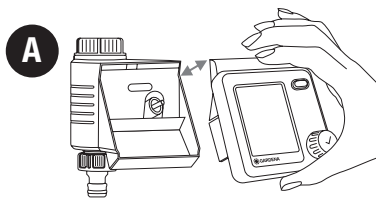
FI

NO

ET

LT

LV

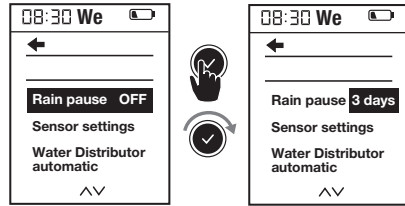


**K**

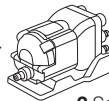
- 1 Menu: Seasonal Run Time    2 Regular Run Time    3 Reduce Watering

**L**

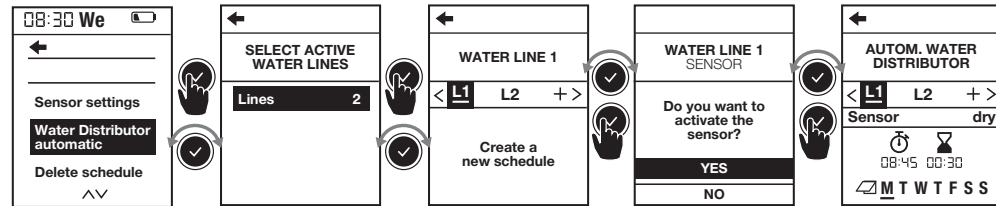
- 1 Menu: Rain pause    2 Pause / 3 days

**O****+**

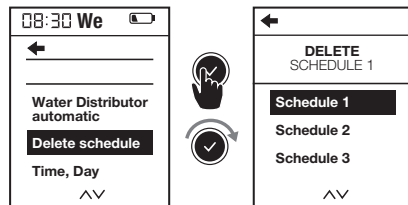
Art. 1197



- 1 Menu: Water Distributor automatic    2 Select amount of active water lines    3 Create schedule 1-6    4 Sensor per line (optional)    5 Schedule L1

**M**

- 1 Menu: Delete schedule    2 Delete schedule 1

**N****+**

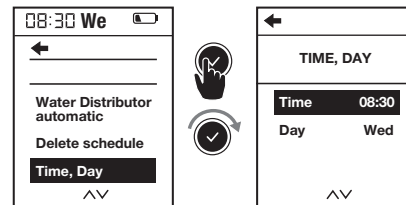
Art. 1188



- 1 Menu: Soil Moisture Sensor    2 Sensor settings

**P**

- 1 Menu: Time, Day    2 Set Time, Day

**Q**

- 1 Menu: Language preference    2 Select Language preference



# GARDENA Water Control Master

---

## Translation of the original instructions.



For safety reasons, children and young people under 16 as well as anyone who is not familiar with these operating instructions should not use the product. Persons with reduced physical or mental abilities may use the product only if they are supervised or instructed by a responsible person. Children must be supervised to ensure that they do not play with the product. Never operate the product when you are tired, ill or under the influence of alcohol, drugs or medicine.

## Intended use:

The GARDENA Water Control is intended for private use in domestic and hobby gardens, exclusively for outdoor use, to control sprinklers and watering systems. The Water Control can be used for automatic watering during holidays.

**DANGER! The GARDENA Water Control must not be used for industrial purposes or in conjunction with chemicals, foodstuffs, easily flammable and explosive materials.**

## 1. SAFETY

---

### Important!

Read the operator's manual carefully before use and keep for future reference.

### Battery:

**To ensure the Water Control runs safely, only a 9V alkaline manganese battery (alkaline) type IEC 6LR61 must be used!**

In order to stop the Water Control from failing because of a weak battery if you are away for a long time, the battery must be replaced when the battery symbol flashes.

### Setting up:

The Water Control may only be set up vertically with the sleeve nut to the top to prevent water penetrating into the battery compartment.

The minimum water output to ensure that the Water Control functions correctly is 20 – 30 l/h. For example, at least 10 x 2-litre Drip Heads are required to control the Micro-Drip-System.

At high temperatures (over 70 °C at the display) the LCD display may extinguish. This does not affect the program in any way. When the computer cools down the LCD display illuminates again.

The max. temperature for the water flow is 40 °C.

Avoid tensile strain.

→ Do not pull the hose connected to the Water Control.



**CAUTION!** If the control section is removed when the valve is open, the valve remains open until the control section is reattached.



**DANGER! Cardiac arrest!** This product makes an electromagnetic field while it operates. This field may under some conditions interfere with active or passive medical implants. To decrease the risk of conditions that can possibly injure or kill, we recommend persons with medical implants to speak with their physician and the medical implant manufacturer before you operate the product.



**DANGER! Risk of suffocation!** Small parts can be easily swallowed. There is also a risk that the polybag can suffocate toddlers. Keep toddlers away when you assemble the product.

## 2. INITIAL OPERATION → (Fig. A–D)

A video of the setting processes is available here:



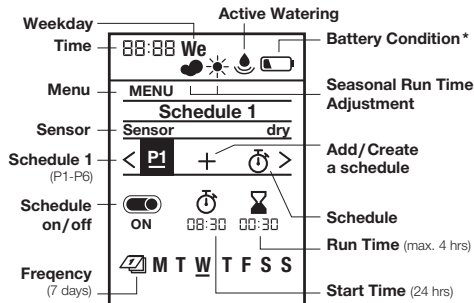
## 3. FUNCTION → (Fig. F)

The Master Water Control offers two options for watering your garden automatically on a timer:

- **Water 1 area of a garden with a water line**  
e.g. using a sprinkler, the GARDENA Micro-Drip-System or the GARDENA Sprinklersystem
- or –
- **Operate 2 – 6 water lines one after another using the GARDENA Automatic Water Distributor, Art. 1197, see Fig. O (optionally available).** Each line can be activated up to once a day.

You can change the settings or move to the next setting by turning the knob. You can confirm the

respective input by pressing the rotary knob. Pressing the knob for longer than 3 seconds locks or unlocks the display. If no more changes are made to the settings, the LCD display switches off after 5 minutes to save energy. To reactivate the display, actuate the rotary knob. The default display appears.



- \* max. 1 year    max. 4 weeks  
 min. 4 weeks    empty

## 4. SETTINGS → (Fig. G–Q)

**Initial settings → (Fig. G):**

- 1** Set language | **2** Set weekday | **3** Set time (hrs, min.) |  
**4** Ready for schedule

**Active (manual) watering → (Fig. I):****1** Manual watering**Setting schedules → (Fig. H):****1** Set schedule | **2** Schedule 1

Configure and save up to 6 different watering schedules by setting the start time, duration and weekdays for each one. Schedules can be activated or deactivated by pressing on/off (see fig. H).

**Default display → (Fig. J):****1** Idle screen | **2** Programs**Seasonal watering duration → (Fig. K):****1** Menu: Seasonal Run Time | **2** Regular Run Time | **3** Reduce Watering

You can reduce the durations set for all schedules at once in 10% increments, from 100% down to 10%. This saves you having to change each of the 6 schedules individually.

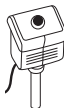
Tip: Less watering is required in the spring and autumn than in the height of summer. Simply set the maximum watering duration for high summer as the default. Then reduce the watering duration for all schedules at once in convenient 10% increments when there is less need for watering.

Note: When you change the percentage, the duration is adjusted within the schedules and the

“cloud” symbol appears. If the duration is not altered (= 100%), the “sun” symbol is displayed.

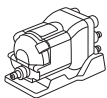
**Rain pause → (Fig. L):****1** Menu: Rain pause | **2** Pause / 3 days

Pauses all watering operations without changing the set schedules. You can select any number of days between 1 and 9. At the end of the pause, all schedules are reactivated.

**Deleting a schedule → (Fig. M):****1** Menu: Delete schedule | **2** Delete schedule 1**Soil Moisture Sensor, Art. 1188****(optionally available) → (Fig. D and N):****1** Menu: Soil Moisture Sensor

Once the soil is sufficiently moist, a watering operation is interrupted or a schedule is disabled so that it cannot be activated. This does not affect active (manual) watering.

→ **(Fig. D and N):** **1** Connect soil moisture sensor  
After a soil moisture sensor is connected, the “sensor activated/deactivated” display will appear – this can take up to 1 minute. Select an option to activate/deactivate the sensor response. Use the switching point controller on the soil moisture sensor to set the level of soil moisture that must be achieved before the sensor responds (see Operator’s Manual for GARDENA Soil moisture sensor).



## **GARDENA Automatic Water Distributor, Art. 1197 (optionally available)**

→ (Fig. O): 1 Menu: Water Distributor automatic

This menu allows you to control up to 6 water lines with the Automatic Water Distributor. This includes a necessary minimum pause of 5 minutes between the outlets and a minimum watering duration of 30 seconds (display: 1 min). This time ensures reliable switch-over to the next outlet and makes sure that the schedules and outlets are correctly linked (for details of the commissioning process, see the Operating Instructions for the Water Distributor).


### **2 Select amount of active water lines**

You can select any number between 2 and 6. Seal any outlets on the Water Distributor that you do not need with end caps and move the setting lever to the "OFF" position.

### **3 Create schedules 1 – 6:**

When prompted to do so, enter watering schedules L1 – L6 on the display. For this, use the standard method for entering schedules based on the start time, duration and frequency.

Note: Schedules are not allowed to overlap. If you enter a schedule that overlaps with the next one, the start time of the next watering operation will be postponed and a pause of 5 minutes will be inserted between the operations.

- Start times: Define the start times for the water lines in chronological order. This makes it easier to calculate and suggest the next possible start time.
  - Duration: The total watering duration for all outlets – including the necessary pauses – must not exceed 24 hours.
  - Frequency: Different weekdays can be selected. Note: To ensure correct switch-over and correct linking of the schedules and outlets, any outlets that are not scheduled to operate on a particular day will still be activated for a period of 30 seconds on the day concerned.
  - Reduction in the number of outlets: If the number of outlets is reduced, the superfluous channels will be deleted. For example, if the number of outlets is reduced from 5 to 3, the settings for no. 4 and no. 5 will be deleted.
  - Active (manual) watering: To activate a watering operation manually, press . Please note that a minimum duration of 30 seconds and a pause of at least 5 minutes must be observed.
- ### **4 Sensor per line (optional)**
- If a soil moisture sensor is connected, you have the option of activating/deactivating it for each individual outlet. If the sensor is deactivated for a particular schedule, watering will always take place based on the schedule.



If the sensor signals that the level of moisture is sufficient, any pending watering operation will be reduced to a duration of 30 seconds (display: 1 min).

## 5 Schedule L1

### Time → (Fig. P):

1 Menu: Time, day | 2 Set time, day

### Language → (Fig. Q):

1 Menu: Language preference | 2 Select language

## 5. MAINTENANCE → (Fig. E)

---

## 6. STORAGE

---



### To put into storage:

- The product must be stored away from children.
- To preserve the battery, it should be removed (fig. B).
- Store the controller and the valve unit in a dry, enclosed and frost-free place.



### Disposal: (in accordance with RL2012/19/EC)

The product must not be disposed of to normal household waste. It must be disposed of in line with local environmental regulations.

### IMPORTANT!


**Dispose of the product through or via your municipal recycling collection centre.**

### Disposal of the battery:

→ Please return a flat battery to a GARDENA dealer or dispose of it properly at your nearest recycling centre.

Dispose of the battery only when discharged.

## 7. TROUBLESHOOTING

Problem	Possible Cause	Remedy
<b>No display appears</b>	Sleep mode is activated 5 minutes after the last entry is made to save energy.	→ To reactivate the display, press any function button.
	Battery is inserted incorrectly.	→ Check the polarity markings match (+/-).
	Battery is flat.	→ Insert a new (alkaline) battery.
	Temperature on the display is higher than 70 °C.	→ Display appears after the temperature has dropped.
<b>Manual watering is not possible using the  button</b>	Low battery is continuously displayed.	→ Insert a new (alkaline) battery.
	Tap is turned off.	→ Turn the tap on.
	Controller is not connected.	→ Mount the controller on housing.
	Minimum pressure of 0.5 bar not available.	→ Ensure a pressure of at least 0.5 bar and run the program again.
<b>Watering program is not being undertaken (no watering)</b>	Program entry/modification during or just before the start pulse.	→ Make program entry/modification outside the programmed start times.
	Valve was opened manually previously.	→ Avoid possible program overlaps.
	Tap is turned off.	→ Turn the tap on.
	Soil moisture or rain sensor registers damp.	→ If dry, check the setting/location of the soil moisture/rain sensor.
	Controller is not connected.	→ Mount the controller on housing.

<b>Problem</b>	<b>Possible Cause</b>	<b>Remedy</b>
<b>Watering program is not being undertaken (no watering)</b>	Low battery is continuously displayed.	→ Insert a new (alkaline) battery.
	Minimum pressure of 0.5 bar not available.	→ Ensure a pressure of at least 0.5 bar.
<b>Water Control does not close</b>	Minimum quantity of water drawn is less than 20 l/h.	→ Connect more drip heads.
	Valve soiled.	→ Flush in the opposite direction to the normal flow direction.



**NOTE: For any other malfunctions please contact the GARDENA service department. Repairs must only be done by GARDENA service departments or specialist dealers approved by GARDENA.**

## 8. TECHNICAL DATA

<b>Water Control</b>	<b>Value /Unit</b>
<b>Min./max. operating pressure</b>	0.5 bar/12 bar
<b>Operating temperature range</b>	5 °C to 50 °C
<b>Flow medium</b>	Clear fresh water
<b>Max. liquid temperature</b>	40 °C
<b>Number of program-controlled watering cycles per day</b>	6 individual start times

<b>Water Control</b>	<b>Value /Unit</b>
<b>Number of program-controlled watering cycles per week</b>	42
<b>Watering duration</b>	6 x 1 min. – 4 hrs
<b>Battery required</b>	1 x 9V alkaline manganese Typ IEC 6LR61
<b>Operating time of the battery</b>	approximately 1 year

## 9. ACCESSORIES

**GARDENA Soil Moisture Sensor**

**Art. 1188**

**GARDENA Anti-theft device**

**Art. 1815-00.791.00 from the GARDENA Service**

## 10. SERVICE/WARRANTY

---

### Service:

Please contact the address on the back page.

### Warranty statement:

In the event of a warranty claim, no charge is levied to you for the services provided.

GARDENA Manufacturing GmbH grants a warranty for all original GARDENA new products for two years from the date of original purchase from the retailer, provided that the devices have been for private use only. This manufacturer's warranty does not apply to products acquired second hand. This warranty includes all significant defects of the product that can be proved to be material or manufacturing faults. This warranty is fulfilled by supplying a fully functional replacement product or by repairing the faulty product sent to us free of charge; we reserve the right to choose between these options. This service is subject to the following provisions:

- The product has been used for its intended purpose as per the recommendations in the operating instructions.
- Neither the purchaser nor a third party has attempted to open or repair the product.
- Only Original GARDENA replacement parts and wear parts have been used for operation.

- Presentation of the receipt.

Normal wear and tear of parts and components (such as blades, blade fixing parts, turbines, light bulbs, V-belts/toothed belts, impellers, air filters, spark plugs), visual changes, wear parts and consumables are excluded from the warranty.

This manufacturer's warranty is limited to replacement and repair of products in accordance with the abovementioned conditions. The manufacturer's warranty does not constitute an entitlement to lodge other claims against us as a manufacturer, such as for damages. This manufacturer's warranty does **not**, of course, affect statutory and contractual warranty claims against the dealer/retailer.

The manufacturer's warranty is governed by the law of the Federal Republic of Germany.

In case of a warranty claim, please return the faulty product, together with a copy of the receipt and a description of the fault, with postage paid to the service address.

### Consumables:

Faults which occur as a result of incorrectly installed or leaking batteries are not covered by the guarantee.

Damage caused by frost is not covered by the warranty.

**EN Product liability**

In accordance with the German Product Liability Act, we hereby expressly declare that we accept no liability for damage incurred from our products where said products have not been properly repaired by a GARDENA-approved service partner or where original GARDENA parts or parts authorised by GARDENA were not used.

**SV Produktansvar**

I enlighet med tyska produktansvarslagar förklarar vi härmed uttryckligen att vi inte åtar oss något ansvar för skador som orsakas av våra produkter där produkterna inte har genomgått korrekt reparation från en GARDENA-godkänd servicepartner eller där originaldelar från GARDENA eller delar godkända av GARDENA inte använts.

**DA Produktansvar**

I overensstemmelse med den tyske produktansvarslov erklærer vi hermed udtrykkeligt, at vi ikke påtager os noget ansvar for skader på vores produkter, hvis de pågældende produkter ikke er blevet repareret korrekt af en GARDENA-godkendt servicepartner, eller hvor der ikke er brugt originale GARDENA-reservedele eller godkendte reservedele fra GARDENA.

**FI Tuotevastuu**

Saksan tuotevastuulain mukaisesti emme ole vastuussa laitteiden vaurioista, jos korjauksia ei ole tehnyt GARDENAn hyväksymä huoltoliike tai jos niiden syynä on muiden kuin alkuperäisten GARDENA-varaosien tai GARDENAn hyväksymien varaosien käyttö.

**ET Tootevastutus**

Vastavalt Saksamaa tootevastutusseadusele deklareerime käesolevaga selgesõnaliselt, et me ei kannu mingisugust vastutust meie toodetest tingitud kahjude eest, kui need tooted ei ole korrektselt parandatud GARDENA heakskiidetud hoolduspartneri poolt või kui parandamisel ei ole kasutatud GARDENA originaalosi või GARDENA volitatud osi.

**LT Gaminio patikimumas**

Mes aiškiai pareiškiame, kad, atsižvelgiant į Vokietijos gaminių patikimumo įstatymą, neprisiimame atsakomybės dėl bet kokios žalos, patirtos dėl mūsų gaminių, jeigu jie buvo netinkamai taisomi arba jų dalys buvo pakeistos neoriginaliomis GARDENA dalimis ar nepatvirtintomis dalimis, arba jeigu remonto darbai buvo atlikti ne GARDENA techninės priežiūros centro specialistų.

**LV Atbildība par produkcijas kvalitāti**

Saskaņā ar Vācijas likumu par atbildību par produkcijas kvalitāti ar šo mēs paziņojam, ka neuzņemamies atbildību par bojājumiem, kas radušies, lietojot mūsu izstrādājumus, kuru remontu nav veicis uzņēmuma GARDENA apstiprināts apkopes partneris vai kuru remontam netika izmantotas oriģinālās GARDENA detaļas vai detaļas, kuru lietošanu apstiprinājis uzņēmums GARDENA.

**EN EC Declaration of Conformity**

The undersigned, GARDENA Germany AB, PO Box 7454, S-103 92 Stockholm, Sweden, hereby certifies that, when leaving our factory, the units indicated below are in accordance with the harmonised EU guidelines, EU standards of safety and product specific standards. This certificate becomes void if the units are modified without our approval.

**ET EÜ vastavusdeklaratsioon**

Allakirjutanu GARDENA Germany AB, PO Box 7454, S-103 92 Stockholm, Rootsi, kinnitab käesolevaga, et tehases väljumisel vastavad allpool nimetatud seadmed harmoneeritud EL-i suunistele, EL-i ohutusstandarditele ja tootele eriomastele standarditele. See vastavuskinnitus kaotab kehtivuse, kui seadet muudetakse ilma meie heakskiiduta.

**SV EG-försäkran om överensstämmelse**

Undertecknad firma GARDENA Germany AB, PO Box 7454, S-103 92 Stockholm, Sverige, intygar härmed att nedan nämnda produkter, när de lämnar vår fabrik, överensstämmer med EU:s riktlinjer, EU:s säkerhetsstandarder och produktspecifika standarder. Detta intyg skall ogiltigförklaras om produkten ändras utan vårt godkännande.

**LT EB atitikties deklaracija**

GARDENA Germany AB, PO Box 7454, S-103 92 Stockholm, Sweden, garantuoja, kad iš gamyklos siunčiami toliau nurodyti įrenginiai atitinka suderintus EB reikalavimus, EB saugos ir konkrečius gaminių standartus. Pakeitus gaminį be mūsų patvirtinimo, nutraukiamas šio sertifikato galiojimas.

**DA EU-overensstemmelseserklæring**

Undertegnede, GARDENA Germany AB, PO Box 7454, S-103 92 Stockholm, Sverige erklærer hermed, at nedenfor anførte enheder er i overensstemmelse med de harmoniserede EU retningslinjer, EU-standarder for sikkerhed og produktspecifikke standarder, når de forlader fabrikken. Denne erklæring ugyldiggøres, hvis enhederne ændres uden vores godkendelse.

**LV EK atbilstības deklarācija**

Uzņēmums GARDENA Germany AB, PO Box 7454, S-103 92 Stockholm, Zviedrija, ar parakstu apliecina, ka tālāk minētās vienības, pamatot rūpniec, atbilst saskaņotajām ES vadlīnijām, ES drošības standartiem un izstrādājumam specifiskajiem standartiem. Šis sertifikāts tiek anulēts, ja šīs vienības tiek modificētas bez mūsu apstiprinājuma.

**FI EY-vaatimustenmukaisuusvakuutus**

GARDENA Germany AB, PO Box 7454, S-103 92 Stockholm, Ruotsi, vakuuttaa täten, että alla mainitut laitteet ovat tehtaalta lähtiessään yhdenmukaistettujen EU-säännösten, EU:n turvastandardien ja tuotekohtaisten standardien mukaisia. Tämä vakuutus mitätöityy, jos laitteita muokataan ilman hyväksyntäämme.

<p>Description of the product:          Beskrivning av produkten:          Beskrivelse af produktet:          Tuotteen kuvaus:          Toote kirjeldus:          Gaminio aprašas:          Izstrādājuma apraksts:</p>	<p><b>Water Control</b>  <b>Bevatningsautomatik</b>  <b>Vandingskontrol</b>  <b>Kastelunohjaus</b>  <b>Kastmissüsteemi juhtseade</b>  <b>Laistymo valdiklis</b>  <b>Laistīšanas kontrolierīce</b></p>	<p>Year of CE marking:          Märkningsår:          CE-Mærkningsår:          CE-merkin kiinnitysvuosi:          CE-märgistuse paigaldamise aasta:          Metai, kada pažymėta CE-ženklui:          CE-marķējuma uzlikšanas gads:</p> <p style="text-align: right;"><b>2018</b></p>
<p>Product type:          Produkttyp:          Produkttype:          Tuotetyyppi:          Tootetüüp:          Gaminio tipas:          Produkta veids:</p> <p><b>Master</b></p>	<p>Article number:          Artikelnummer:          Artikelnummer:          Tuotenumero:          Artiklinumber:          Dalies numeris:          Artikula numurs:</p> <p><b>1892</b></p>	
<p>EC-Directives:          EU-direktiv:          EF-direktiver:          EY-direktiivit:          EÜ direktiivid:          EB direktyvos:          EK direktīvas:</p> <p style="text-align: right;"><b>2014/30/EC</b>  <b>2011/65/EC</b></p>	<p>Hinterlegte Dokumentation:          GARDENA Technische Dokumentation,          M. Kugler, 89079 Ulm</p> <p>Deposited Documentation:          GARDENA Technical Documentation,          M. Kugler, 89079 Ulm</p> <p>Documentation déposée :          Documentation technique GARDENA,          M. Kugler, 89079 Ulm</p>	<p style="text-align: right;"><i>Reinhard Pompe</i></p> <p><b>Reinhard Pompe</b>          Vice President</p>



**Deutschland / Germany**

GARDENA Manufacturing GmbH  
Central Service  
Hans-Lorenser-Straße 40  
D-89079 Ulm  
Produktfragen: (+49) 731 490-123  
Reparaturen: (+49) 731 490-290  
service@gardena.com

**Albania**

COBALT Sh.p.k.  
Rr. Siri Kodra  
1000 Tirana

**Argentina**

Av. Libertador Argentina S.A.  
Av. del Libertador 5954 –  
Piso 11 – Torre B  
(C1428ARP) Buenos Aires  
Phone: (+54) 11 5194 5000  
info.gardena@ar.husqvarna.com

**Armenia**

Garden Land Ltd.  
61 Tigran Mets  
0005 Yerevan

**Australia**

Husqvarna Australia Pty. Ltd.  
Locked Bag 5  
Central Coast BC  
NSW 2252  
Phone: (+61) (0) 2 4352 7400  
customer.service@  
husqvarna.com.au

**Austria / Österreich**

Husqvarna Austria GmbH  
Industriezeile 36  
4010 Linz  
Tel.: (+43) 732 77 01 01-485  
service.gardena@  
husqvarnagroup.com

**Azerbaijan**

Firm Progress  
a. Aliyev Str. 26A  
1052 Baku

**Belgium**

Husqvarna België nv/sa  
Gardena Division  
Rue Eglise Van Opheim 111  
1180 Uccle / Ukkel  
Tel.: (+32) 2 720 92 12  
Mail: info@gardena.be

**Bosnia / Herzegovina**

SILK TRADE d.o.o.  
Industrijska zona Bukva bb  
74260 Tešanj

**Brazil**

Husqvarna do Brasil Ltda  
Av. Francisco Matarazzo,  
1400 – 19ª andar  
São Paulo – SP  
CEP: 05001-903  
Tel: 0800-112252  
marketing.br.husqvarna@  
husqvarna.com.br

**Bulgaria**

AGROLAND България АД  
бул. 8 Декември, № 13  
Офис 5  
1700 Студентски град  
София  
Тел.: (+359) 24666910  
info@agroland.eu

**Canada / USA**

GARDENA Canada Ltd.  
100 Summerlea Road  
Brampton, Ontario L6T 4X3  
Phone: (+1) 905 792 93 30  
info@gardenacanada.com

**Chile**

Maquinarias Agroforestales  
Ltda. (Maga Ltda.)  
Santiago, Chile  
Avda. Chesterton  
# 8355 comuna Las Condes  
Phone: (+56) 2 202 4417  
dalton@maga.cl  
Zipcode: 7560330

**China**

Husqvarna (Shanghai)  
Management Co., Ltd.  
富世华 (上海) 管理有限公司  
3F, Benq Square B,  
No207, Song Hong Rd.,  
Chang Ning District,  
Shanghai, PRC. 200335  
上海市长宁区淞虹路207号明  
基广场B座3楼, 邮编: 200335

**Colombia**

Husqvarna Colombia S.A.  
Calle 18 No. 68 D-31, zona  
Industrial de Montevideo  
Bogotá, Cundinamarca  
Tel. 571 2922700 ext. 105  
jairo.salazar@husqvarna.com.co

**Costa Rica**

Compania Exim  
Eroiberioamericana S.A.  
Los Colegios, Moravia,  
200 metros al Sur del Colegio  
Saint Francis – San José  
Phone: (+506) 297 68 83  
exim\_euro@racsa.co.cr

**Croatia**

Husqvarna Austria GmbH  
Industriezeile 36  
4010 Linz  
Tel.: (+43) 732 77 01 01-485  
service.gardena@husqvarnagroup.com

**Cyprus**

Med Marketing  
17 Digeni Akrita Ave  
P.O. Box 27017  
1641 Nicosia

**Czech Republic**

Husqvarna Česko s.r.o.  
Türkova 2319/5b  
149 00 Praha 4 – Chodov  
Bezplatná infolinka :  
800 100 425  
servis@cz.husqvarna.com

**Denmark**

GARDENA DANMARK  
Lejrvej 19, st.  
3500 Værløse  
Tlf.: (+45) 70 26 47 70  
husqvarna@husqvarna.dk  
www.gardena.com / dk

**Dominican Republic**

BOSQUESA, S.R.L  
Carretera Santiago Licey  
Km. 5 ½  
Esquina Copal II.  
Santiago  
Dominican Republic  
Phone: (+809) 736-0333  
joserbosquesa@claro.net.do

**Ecuador**

Husqvarna Ecuador S.A.  
Arupos E1-181 y 10 de  
Agosto Quito, Pichincha  
Tel. (+593) 22800739  
francisco.jacome@  
husqvarna.com.ec

**Estonia**

Husqvarna Eesti OÜ  
Valdeku 132  
EE-11216 Tallinn  
info@gardena.ee

**Finland**

Oy Husqvarna Ab  
Gardena Division  
Lautatarhankatu 8 B / PL 3  
00581 HELSINKI  
www.gardena.fi

**France**

Husqvarna France  
9/11 Allée des pierres mayettes  
92635 Gennevilliers Cedex  
France  
http : //www.gardena.com/ fr  
N° AZUR: 0 810 00 78 23  
(Prix d'un appel local)

**Georgia**

Transporter LLC  
8/57 Beliashevili street  
0159 Tbilisi, Georgia  
Phone: (+995) 322 14 71 71

**Great Britain**

Husqvarna UK Ltd  
Preston Road  
Aycliffe Industrial Park  
Newton Aycliffe  
County Durham  
DL5 6UP  
info.gardena@husqvarna.co.uk

**Greece**

Π.ΠΑΠΑΔΟΠΟΥΛΟΣ ΑΕΒΕ  
Λεωφ. Αθηνών 92  
Αθήνα  
T.K.104 42  
Ελλάδα  
Τηλ. (+30) 210 5193 100  
info@papadopoulos.com.gr

**Hungary**

Husqvarna Magyarország Kft.  
Ezred u. 1-3  
1044 Budapest  
Telefon: (+36) 1 251-4161  
vevoszolgalat.husqvarna@husqvarna.hu

**Iceland**

Ó. Johnson & Kaaber  
Tinguhalsi 1  
110 Reykjavik  
ooj@ojk.is

**Ireland**

Husqvarna UK Ltd  
Preston Road  
Aycliffe Industrial Park  
Newton Aycliffe  
County Durham  
DL5 6UP  
info.gardena@husqvarna.co.uk

**Italy**

Husqvarna Italia S.p.A.  
Via Santa Vecchia 15  
23868 VALMADRERA (LC)  
Phone: (+39) 0341.203.111  
assistenza.italia@it.husqvarna.com

**Japan**

KAKUICHI Co. Ltd.  
Sumitomo Realty &  
Development Kojimachi  
BLDG., 8F  
5-1 Nibanncyo  
Chiyoda-ku  
Tokyo 102-0084  
Phone: (+81) 33 264 4721  
m\_ishihara@kaku-ichi.co.jp

**Kazakhstan**

LAMED Ltd.  
155/1, Tazhibayevoy Str.  
050060 Almaty  
IP Schmidt  
Abayevnue 3B  
110 005 Kostanay

**Korea**

Kyung Jin Trading CO.,LTD.  
107-4, SunDuk Bid.,  
YangJae-dong,  
Seocho-gu,  
Seoul, (zipcode: 137-891)  
Phone: (+82) (0)2 574-6300

**Kyrgyzstan**

Alye Maki  
av. Moladaya Guardir J 3  
720014  
Bishkek

**Latvia**

Husqvarna Latvija SIA  
Ulbrokas 19A  
LV-1021 Riga  
info@gardena.lv

**Lithuania**

UAB Husqvarna Lietuva  
Ateities pl. 77C  
LT-52104 Kaunas  
info@gardena.lt

**Luxembourg**

Magasins Jules Neuberg  
39, rue Jacques Stas  
Luxembourg-Gasperich 2549  
Case Postale No. 12  
Luxembourg 2010  
Phone: (+352) 40 14 01  
api@neuberg.lu

**Mexico**

AFOSA  
Av. Lopez Mateos Sur # 5019  
Col. La Calma 45070  
Zapopan, Jalisco, Mexico  
Phone: (+52) 33 3818-3434  
icornejo@afosa.com.mx

**Moldova**

Convel S.R.L.  
290A Muncesti Str.  
2002 Chisinau

**Netherlands**

Husqvarna Nederland B.V.  
GARDENA Division  
Postbus 50131  
1305 AC ALMERE  
Phone: (+31) 36 521 00 10  
info@gardena.nl

**Neth. Antilles**

Jonka Enterprises N.V.  
Sta. Rosa Weg 196  
P.O. Box 8200  
Curaçao  
Phone: (+599) 9 767 66 55  
pgm@jonka.com

**New Zealand**

Husqvarna New Zealand Ltd.  
PO Box 76-437  
Manukau City 2241  
Phone: (+64) (0) 9 9202410  
support.nz@husqvarna.co.nz

**Norway**

Husqvarna Norge AS  
Gardena Division  
Trøskenveien 36  
1708 Sarpsborg  
info@gardena.no

**Peru**

Husqvarna Perú S.A.  
Jr. Ramón Cárcamo 710  
Lima 1  
Tel: (+51) 1 3320400 ext. 416  
juan.remuzgo@husqvarna.com

**Poland**

Husqvarna  
Poland Spółka z o.o.  
ul. Wysokiego 15 b  
03-371 Warszawa  
Phone: (+48) 22 330 96 00  
gardena@husqvarna.com.pl

**Portugal**

Husqvarna Portugal, SA  
Lagoa - Albarraque  
2635 - 595 Rio de Mouro  
Tel.: (+351) 21 922 85 30  
Fax: (+351) 21 922 85 36  
info@gardena.pt

**Romania**

Madex International Srl  
Soseaua Odăii 117 - 123,  
RO 013603 București, S1  
Phone: (+40) 21 352.76.03  
madex@ines.ro

**Russia / Россия**

ООО „Хускварна“  
141400, Московская обл.,  
г. Химки,  
улица Ленинградская,  
владение 39, стр.6  
Бизнес Центр  
„Химки Бизнес Парк“,  
помещение ОВ02\_04  
http://www.gardena.ru

**Serbia**

Domel d.o.o.  
Autoput za Novi Sad bb  
11273 Belgrade  
Phone: (+381) 1 18 48 88 12  
miroslav.jejina@domel.rs

**Singapore**

Hy-Ray PRIVATE LIMITED  
40 Jalan Pemimpin  
#02-08 Tat Ann Building  
Singapore 577185  
Phone: (+65) 6253 2277  
shinying@hyray.com.sg

**Slovak Republic**

Husqvarna Česko s.r.o.  
Türkova 2319/5b  
149 00 Praha 4 – Chodov  
Bezplatná infolinka:  
800 154 044  
servis@sk.husqvarna.com

**Slovenia**

Husqvarna Austria GmbH  
Industriezeile 36  
4010 Linz  
Tel.: (+43) 732 77 01 01-485  
service.gardena@  
husqvarnagroup.com

**South Africa**

Husqvarna  
South Africa (Pty) Ltd  
Postnet Suite 250  
Private Bag X6,  
Cascades, 3202  
South Africa  
Phone: (+27) 33 846 9700  
info@gardena.co.za

**Spain**

Husqvarna España S.A.  
Calle de Rivas nº 10  
28052 Madrid  
Phone: (+34) 91 708 05 00  
atencioncliente@gardena.es

**Suriname**

Agrofix n.v.  
Verlengde Hogestraat #22  
Phone: (+597) 472426  
agrofix@sr.net  
Pobox : 2006  
Paramaribo  
Suriname – South America

**Sweden**

Husqvarna AB  
Gardena Division  
S-561 82 Huskvarna  
gardenaorder@husqvarna.se

**Switzerland / Schweiz**

Husqvarna Schweiz AG  
Consumer Products  
Industriestrasse 10  
5506 Mägenwil  
Phone: (+41) (0) 62 887 37 90  
info@gardena.ch

**Turkey**

Dost Bahçe Dis Ticaret  
Mümesillik A.Ş  
Yunus Mah. Adil Sok. No: 3  
İc Kapi No: 1 Kartal  
34873 Istanbul  
Phone: (+90) 216 38 93 939  
info@dostbahce.com.tr

**Ukraine / Україна**

ТОВ «Хускварна Україна»  
вул. Васильківська, 34,  
офіс 204-г  
03022, м. Київ  
Тел. (+38) 044 498 39 02  
info@gardena.ua

**Uruguay**

FELI SA  
Entre Rios 1083 CP 11800  
Montevideo – Uruguay  
Tel: (+598) 22 03 18 44  
info@felisa.com.uy

**Venezuela**

Corporación Casa y Jardín C.A.  
Av. Caroní, Edif. Trezmen, PB.  
Colinas de Bello Monte.  
1050 Caracas.  
Tlf: (+58) 212 992 33 22  
info@casayjardin.net.ve



1892-28.960.02/0619

© GARDENA Manufacturing GmbH; D-89070 Ulm; http://www.gardena.com